

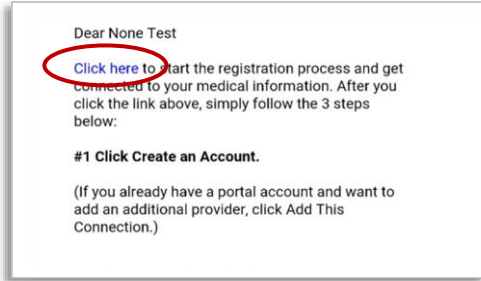


## Portal Registration Instructions

Welcome to the all-in-one personal health record and patient portal that lets you access your medical information in a secure online environment **24 hours a day, 7 days a week** from any computer, tablet, or smartphone!

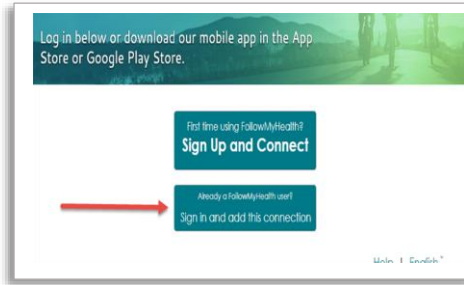
**Just follow these simple steps to create your account today!**

1



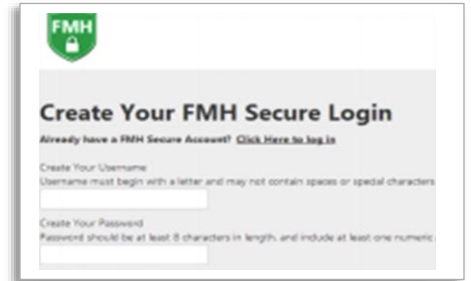
**Check your email.** You will receive an email from [noreply@followmyhealth.com](mailto:noreply@followmyhealth.com). Click the registration link and follow the on-screen prompts.

2



Click "**Sign Up and Connect**". If you already have a portal and want to add an additional provider, click "**Sign in and add this connection**".

3

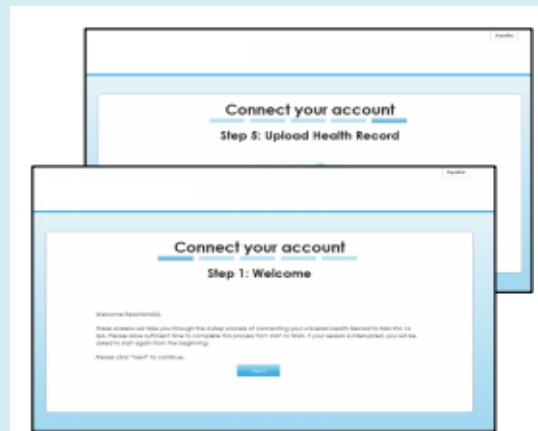


Provide a unique username and password, and hit **Continue**.



## Get Connected

**Get Connected!** Follow the on-screen prompts on the next four screens to complete your connection. These screens include accepting our **Terms of Service**, entering your **Invite Code**, and accepting the **Release of Information**. Your health record will then begin to upload. Once populated, you'll be able to view your account!



You can log-in to your portal account from the home page at **www.communitycare.com**

