

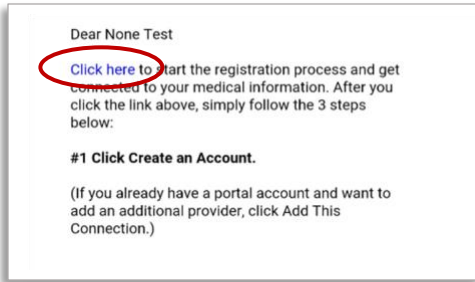


## Portal Registration Instructions

Welcome to the all-in-one personal health record and patient portal that lets you access your medical information in a secure online environment **24 hours a day, 7 days a week** from any computer, tablet, or smartphone!

**Just follow these simple steps to create your account today!**

1



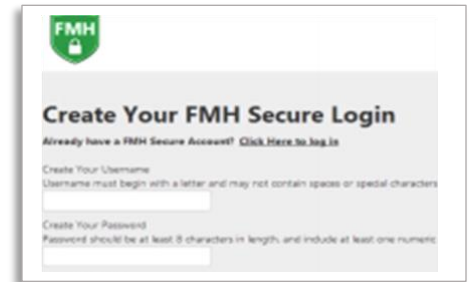
**Check your email.** You will receive an email from [noreply@followmyhealth.com](mailto:noreply@followmyhealth.com). Click the registration link and follow the on-screen prompts.

2



Click **"Sign Up and Connect"**. If you already have a portal and want to add an additional provider, click **"Sign in and add this connection"**.

3

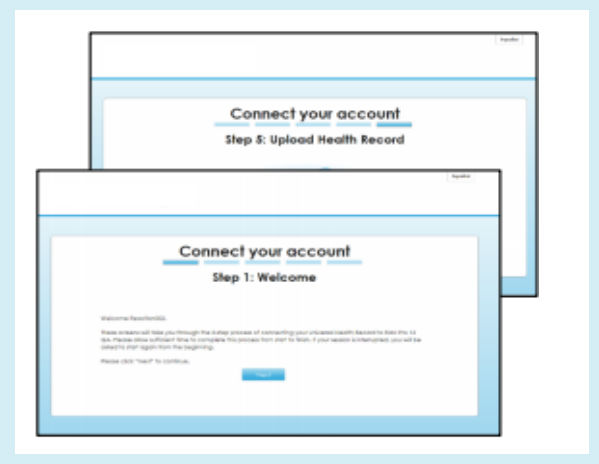


Provide a unique username and password, and hit **Continue**.



## Get Connected

**Get Connected!** Follow the on-screen prompts on the next four screens to complete your connection. These screens include accepting our **Terms of Service**, entering your **Invite Code**, and accepting the **Release of Information**. Your health record will then begin to upload. Once populated, you'll be able to view your account!



You can log-in to your portal account from the home page at [www.communitycare.com](http://www.communitycare.com)

